

# Find Faculty & Laboratory Staff

[A](#) [B](#) [C](#) [D](#) [E](#) [F](#) [G](#) [H](#) [I](#) [J](#) [K](#) [L](#) [M](#) [N](#) [O](#) [P](#) [Q](#) [R](#) [S](#) [T](#) [U](#) [V](#) [W](#) [X](#) [Y](#) [Z](#)

## A



### [Anderson, Kathryn V.](#)

Chair, Developmental Biology Program, SKI

#### **Developmental Biology Program**

Developmental Biology Program Chair Kathryn Anderson studies genetic pathways that direct embryonic patterning and morphogenesis in the mouse embryo.

## B



### [Baylies, Mary](#)

#### **Developmental Biology Program**

Developmental biologist Mary Baylies studies the mechanisms underlying the specification and morphogenesis of muscle during development and disease.

## G



### [Goldberg, Jonathan](#)

#### **Structural Biology Program**

Structural biologist Jonathan Goldberg focuses on structural and biochemical characterization of intracellular vesicle transport.

## H



### [Haynes, Cole](#)

#### **Cell Biology Program**

Cell biologist Cole Haynes focuses on the molecular mechanisms of mitochondrial function during development, aging, and cancer cell growth.



### [Houghton, Alan](#)

#### **Immunology Program**

Cancer immunologist Alan Houghton studies the immune response to cancer, immune recognition of self and mutated molecules, and development of new immunotherapies.




### [Huse, Morgan](#)

#### **Immunology Program**

Immunologist Morgan Huse investigates intracellular signaling dynamics in lymphocytes.

## L



### [Lai, Eric C.](#)

#### **Developmental Biology Program**

Developmental biologist Eric Lai focuses on the control of developmental patterning by Notch signaling and microRNAs.



### [Lima, Christopher D.](#)

**Structural Biology Program**

Structural biologist Christopher Lima studies the structural biology of post-translational protein modification and RNA processing.

**Long, Stephen B.****Structural Biology Program**


Structural biologist Stephen Long studies the structural biology of ion channels and enzymatic membrane proteins.

**P****Pan, Ying-Xian****Memorial Hospital Research Laboratories**

Physician-scientist Ying-Xian Pan studies the transcription regulation and function of opioid receptor genes.

**Pasternak, Gavril W.****Molecular Pharmacology & Chemistry Program**

Pharmacologist Gavril Pasternak studies molecular mechanisms of opioid receptor actions, analgesics, and G-protein-coupled receptors.

**Q****Qu, Xiaohui****Molecular Biology Program**

Molecular biologist Xiaohui Qu conducts high-resolution, single-molecule studies of the molecular mechanisms of ribosome functions and gene expression control.

**R****Remus, Dirk****Molecular Biology Program**

Molecular biologist Dirk Remus investigates mechanisms of DNA replication in eukaryotic cells.

**Resh, Marilyn****Cell Biology Program**


Cell biologist Marilyn Resh investigates the regulation of protein function by fatty acylation, and the development of Hedgehog palmitoylation inhibitors to block pancreatic cancer.

**Ryan, Timothy A.****Cell Biology Program**

Cell biologist Timothy Ryan studies the molecular basis of synaptic transmission in the mammalian brain.

**Z****Zallen, Jennifer A.****Developmental Biology Program**

Developmental biologist Jennifer Zallen focuses on the generation of tissue structure through the collective action of cell populations.

**Zhao, Xiaolan****Molecular Biology Program**

Molecular biologist Xiaolan Zhao studies chromosomal organization, telomere metabolism, DNA repair, and dynamic protein modification in stable genome maintenance.

