

**A** **DAM** *Goes* **To The**  
**O**perating  
**R**oom

Bishop Books, Inc.

Memorial Sloan-Kettering Cancer Center

# Preparation

*This book is designed to help you and your family prepare for the surgical experience. It provides a step-by-step guide of the process from arrival to discharge to make the surgical experience less scary and less stressful for all of you. We know you will have many questions after you read this book. Please don't hesitate to ask them.*

*There is always someone available to help.*

Copyright © Memorial Sloan-Kettering Cancer Center 1998  
ISBN 0-911315-02-8

All rights reserved. No part of this book may be reproduced in any form without permission in writing from the publisher, except by a reviewer who may quote brief passages in a review.

Printed in China

*This book is dedicated to*

## *Denise Natter.*

When Denise was a teenage patient, she had strong ideas and asked a lot of questions.

Denise made sure her questions were answered before surgery and we hope you do the same.



# A

**DAM** and his **mom** came to the **hospital** very early on the morning of his operation.

They both felt a little **NERVOUS**.





2  
A

Adam checked in  
with the

receptionist.



**The** receptionist gave him  
**two hospital gowns.**


She told him  
he needed to undress  
and put one gown on with  
the ties in the back and to wear  
the other gown as a robe.

3

4



**A**dam had his **WEIGHT** and **TEMPERATURE** taken by one of **the nurses**.



Adam was shown to the **IV room** by a nurse.  
He had to take off any jewelry he was wearing. The  
only jewelry he had on was an earring.  
His mother kept it **SAFE** for him.

The nurse needed to start  
an **intravenous (IV)** in Adam's arm.



She explained that this would help him  
get all the medicine he needed  
before and during surgery.





She told him that he may or may not have the I.V. in his arm when he woke up after the operation.




The nurse took Adam and his mom to  
a **bed** in the **DAY HOSPITAL** where they waited  
until it was time for his operation.



The nurse asked Adam to use the **bathroom** before his operation. An **escort** arrived to take Adam to the operating room.



When he was comfortable on the stretcher, she checked his name on the **ID band** and chart and gave him a special hat to cover his hair.

A photograph of a hospital setting. On the left, a woman in a white hospital gown with a colorful geometric pattern and a blue surgical cap is looking down at a clipboard. In the center, a young woman in a similar hospital gown and blue surgical cap is lying in a hospital bed, looking up at the woman on the left. On the right, a man in a white lab coat and green scrubs is smiling. The background shows a hospital room with wooden cabinets and a blue sign.

Adam and his mom  
went to the

***Holding Area***

outside the operating  
room. A nurse came to  
welcome them and  
asked Adam and his mom  
a few questions.



**Adam and his mom stayed there until it was time for his operation. Adam's mom said she would see him in the recovery room when the surgery was over.**



**A**dam was a little nervous when he first went into the operating room, but the **doctors** and **nurses** there were **very nice**.



You may be given medicine before you go into the  
**OPERATING ROOM.**

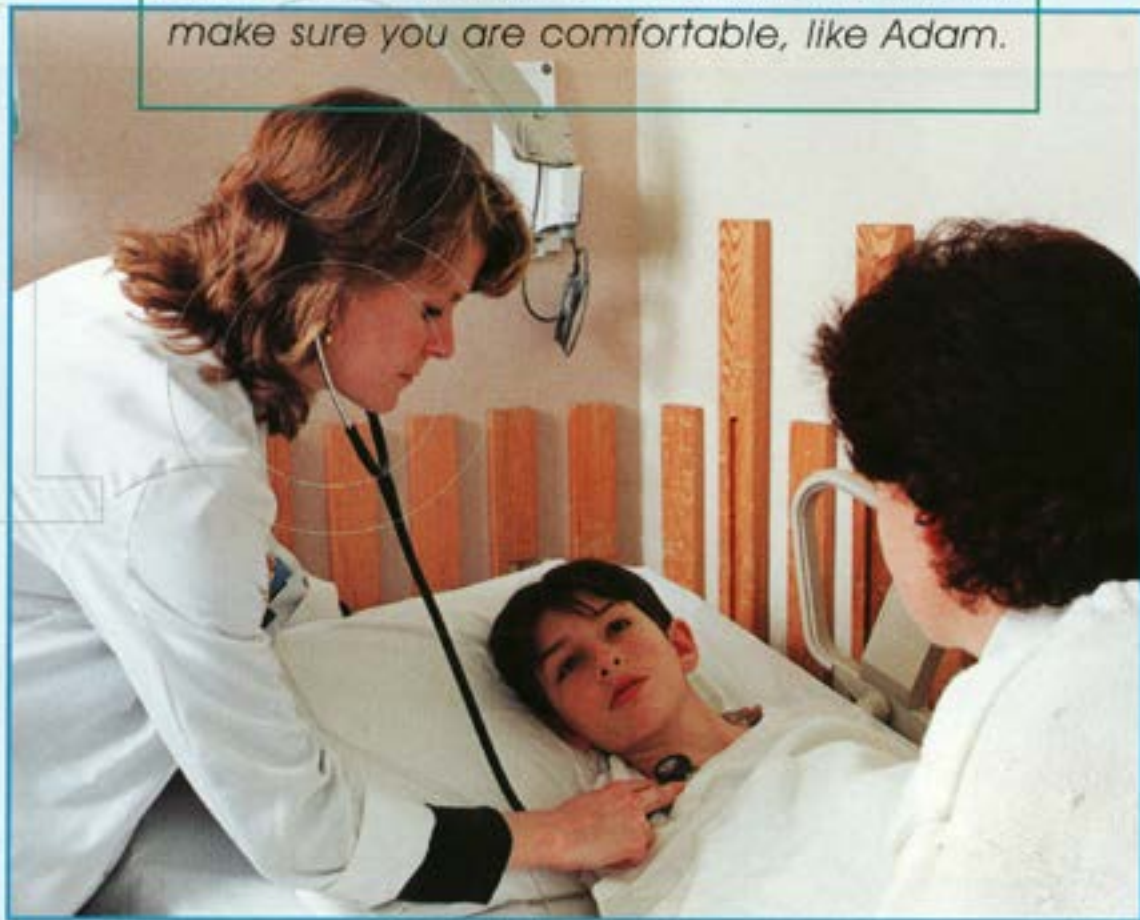
When **A**dam **WOKE UP** after the operation,  
his mom was with him. Adam felt *very tired*.  
A special mask was over his face. It had  
air coming out, which helped him wake up.



Once he was awake, a nurse brought Adam and his mom back to the **Day Hospital**. Another nurse listened to his heart and asked him a few questions. He was allowed to get out of bed and get dressed. After a short while it was time for Adam and his mom to go **home**.



*If you need to stay in the hospital after your operation, you and your parent will be taken to a room in the hospital. There, a nurse will take your blood pressure and temperature and listen to your heart. She will make sure you are comfortable, like Adam.*



**Soon,** Adam was home doing the things he most liked to do, like running on the beach with his dog **Stormy.**



“

If you have any questions,  
ask your **doctor** or your **nurse**.

**b**etter I hope you feel  
soon.”



20

## ACKNOWLEDGEMENTS

This book was conceived  
and created by  
*Barbara S. Ehrenreich, C.P.N.P.,*  
*Laura E. San Miguel, P.N.P.*  
and *Nina J. Pickett, M.H.A.*  
of the Department of Pediatrics,  
Memorial Sloan-Kettering  
Cancer Center.

Photographs by  
*Bill Buckett* and *Nina J. Pickett.*

Special thanks to  
*Michael P. LaQuaglia, M.D., F.A.C.S., FAAP,*  
and *Nicholas C. Saenz, M.D., F.A.C.S., FAAP,*  
of the Pediatric Surgical Service  
and to *staff members*  
in the Departments of Pediatrics,  
Anesthesiology, Nursing, Patient  
Escort, and PeriOperative Services  
for their willing participation.

We gratefully acknowledge and thank  
*Andrew R. Pickett*  
and *Badger M. Murphy, R.N.*  
for their invaluable contribution  
and the *family and friends of*  
*Denise Natter* for their commitment  
and support of this publication.

Designed by *Jia Baek*

Produced by Bishop Books, Inc.  
611 Broadway, NYC 10012

## **SURGERY!**

The word alone is very scary, no matter how old you are. We see hundreds of children every year who require surgery for a variety of reasons. These children and their families all have many questions about the surgical process. "Why do we have to come to the hospital so early?" "Can my mom and dad stay with me?" "Can I go home on the same day?" We've developed this book to help answer these questions and more.

### **Adam Goes to the Operating Room**

is a pictorial account of a boy who needs an operation. We see Adam as he arrives at the hospital the morning of his operation and follow him from his ride on a stretcher to the operating room until he wakes up in the post anesthesia unit. Using photographs and short easy-to-understand captions, the book can be used with children of all ages and language skills.

No one wants to have an operation, but knowing what to expect makes the process easier for every member of your family.

Remember to ask any and all questions you have.

**We wish you a swift and speedy recovery.**

*Michael P. LaQuaglia,  
M.D., F.A.C.S., F.A.A.P.*

*Chief, Pediatric Surgical Service  
Department of Surgery  
Memorial Sloan-Kettering Cancer Center*