



PATIENT & CAREGIVER EDUCATION

Clean Catch Urine Collection: Instructions for Females

This information explains how to collect a urine (pee) sample using the clean catch urine collection method. Using this method helps keep germs on the skin around your urinary opening (the hole where urine leaves your body) from getting into the urine sample.

A staff member will give you a urine collection kit. The kit has:

- 1 urine cup
- 1 Castile soap wipe
- 3 benzalkonium chloride (BZK) cleansing wipes
- 1 plastic bag

Instructions

1. Wash your hands with soap and water. Dry them with a paper towel.
2. Open the urine cup without touching the inside. Put the lid down with the inside facing up. **If you accidentally touch the inside of the cup or lid, please ask for a new one.**

3. Open the Castile soap wipe and all 3 BZK wipes. Keep them in their wrappers for now.
4. Spread your labia (the folds of skin around your urinary opening and vagina) with the thumb and forefinger of your non-dominant hand (the hand you don't write with).
5. Use the Castile soap wipe to clean the area between your labia (see Figure 1). Throw the wipe away in the trash.
6. Use the 3 BZK wipes to clean the area between your labia.
 - Wipe from front to back.
 - Use 1 wipe for the left side, 1 wipe for the right side, and 1 wipe for the center (over your urinary opening).
 - Throw the wipes away in the trash.
7. Keeping your labia spread, stand over the toilet or commode. Start urinating into the toilet or commode (see Figure 2). Don't collect the first part of your urine stream.
8. Without stopping your urine stream and while spreading your labia, urinate into the urine cup until it's half full (see Figure

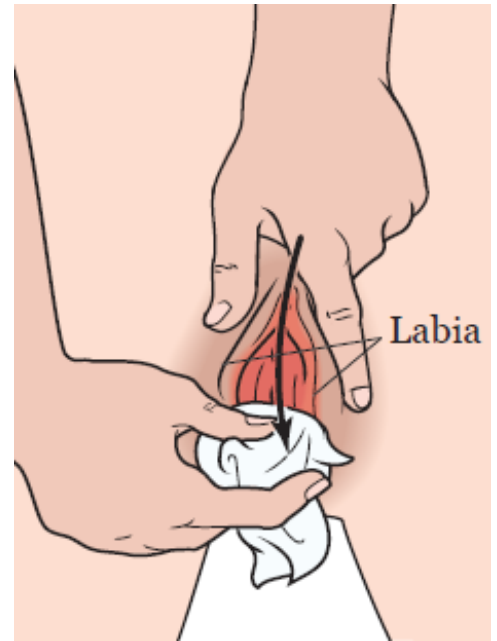


Figure 1. Cleaning the area between your labia

3). Finish urinating in the toilet or commode.

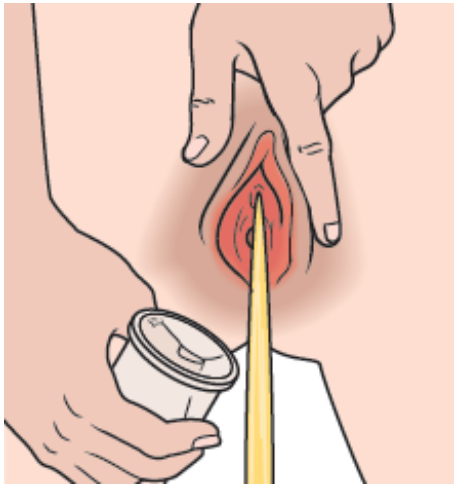


Figure 2. Urinating into the toilet or commode

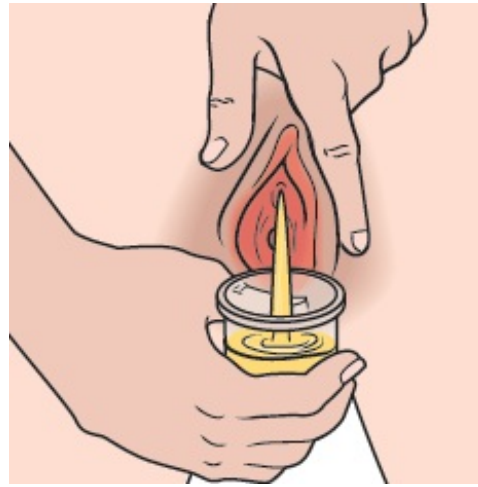


Figure 3. Urinating into the urine cup

9. Tightly screw the lid onto the urine cup. **Don't touch the inside of the lid or cup or the yellow sticker.**
10. Wash your hands. Give the urine cup to the staff member.

If you have any questions, talk with a member of your healthcare team.

For more resources, visit www.mskcc.org/pe to search our virtual library.

Clean Catch Urine Collection: Instructions for Females - Last updated on May 7, 2019

©2020 Memorial Sloan Kettering Cancer Center