

PATIENT & CAREGIVER EDUCATION

# How To Take Your Weight With The A&D UC-352BLE Weight Scale

This information will explain how to get a weight use the A&D UC-352BLE weight scale.

1. Open the MSK Remote Monitoring mobile app and log in (see Figure 1).

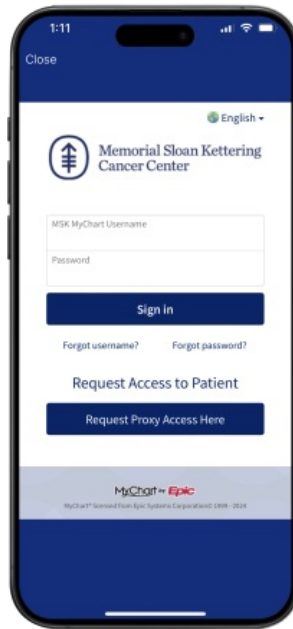


Figure 1. MSK Remote Monitoring app

2. Review the authorization screen and select “Continue” (see Figure 2).

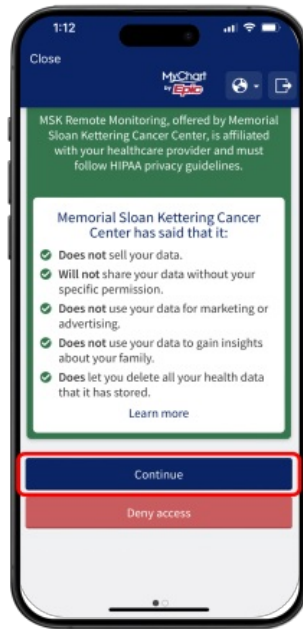


Figure 2. Authorization screen

3. Review the data authorization screen and select a time range, then tap “Allow access” (see Figure 3).

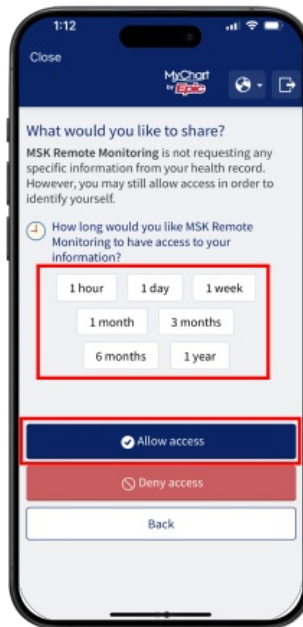


Figure 3. Allow access

4. On the devices screen look for the Weight Scale tile. Select A&D UC-352BLE (see Figure 4).

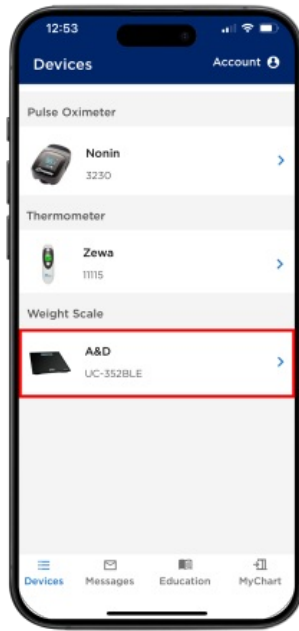


Figure 4. Select device

5. Tap “Take a reading” (see Figure 5).

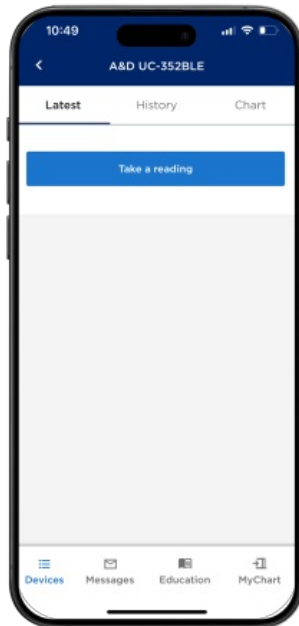


Figure 5. Take a reading

6. The A&D weight scale requires a one-time pair during the initial setup. In the MSK Remote Monitoring app, tap “Start pairing” to initiate the pairing process (see Figure 6). On the A&D weight scale, press and hold the Set button on the bottom of your scale.

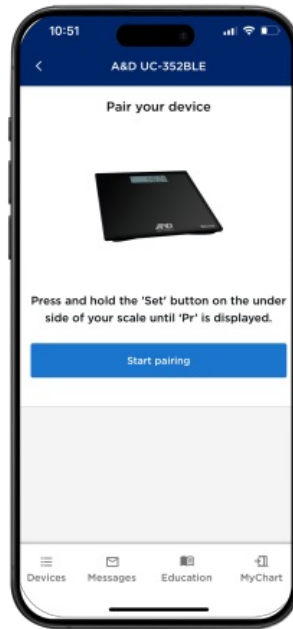


Figure 6. Pair device

7. Tap “Pair” when the pairing prompt appears (see Figure 7).

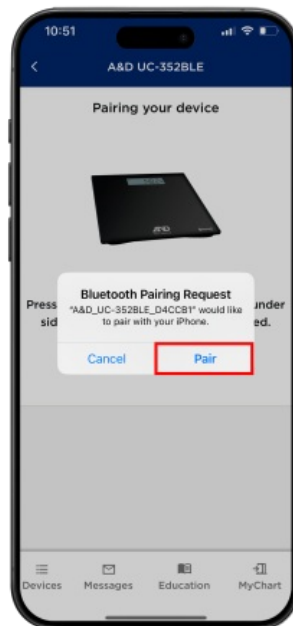


Figure 7. Pair device

8. You will see a message that your weight scale has successfully paired. To take a weight measurement tap “Take a reading” (see Figure 8).

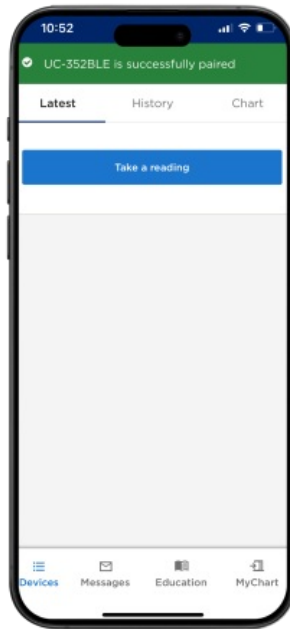


Figure 8. Take reading

9. Step on to your weight scale. Step off the scale when “Step off” is shown on the scale (see Figure 9).



Figure 9. Step on scale

0. Once the weight reading shows in the MSK Remote Monitoring app, tap “Submit” (see Figure 10).

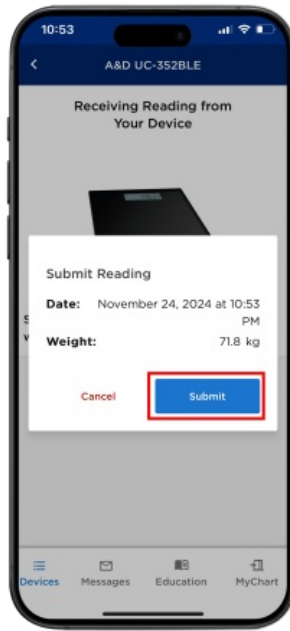


Figure 10. Submit reading

11. The screen will update to show your latest reading. You can view all your readings in the History tab. You can also view your readings as a graph in the Chart tab (see Figure 11).

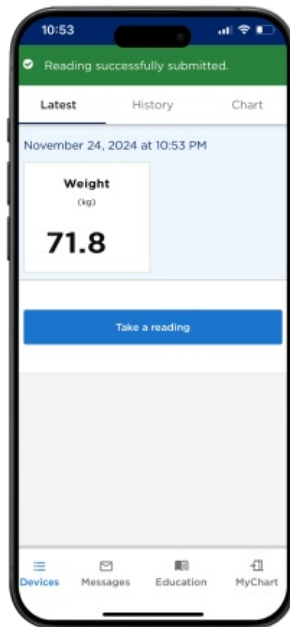


Figure 11. Review reading

If you have questions or concerns, contact your healthcare provider. A member of your care team will answer Monday through Friday from 9 a.m. to 5 p.m. Outside those hours, you can leave a message or talk with another MSK provider. There is always a doctor or nurse on call. If you're not sure how to reach your healthcare provider, call 212-639-2000.

For more resources, visit [www.mskcc.org/pe](http://www.mskcc.org/pe) to search our virtual library.

---

How To Take Your Weight With The A&D UC-352BLE Weight Scale - Last updated on January 20, 2025

All rights owned and reserved by Memorial Sloan Kettering Cancer Center

### **Last Updated**

January 20, 2025

Learn about our [Health Information Policy](#).

## Tell us what you think

## Tell us what you think

Your feedback will help us improve the educational information we provide. Your care team cannot see anything you write on this feedback form. Please do not use it to ask about your care. If you have questions about your care, contact your healthcare provider.

While we read all feedback, we cannot answer any questions. Please do not write your name or any personal information on this feedback form.

Was this information easy to understand?

Yes

Somewhat

No

What could we have explained better?

Please do not write your name or any personal information.

Submit