

PHILIPS

RESPIRONICS

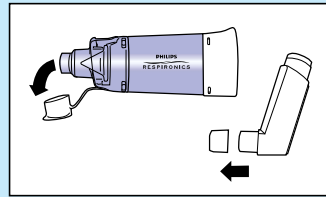
OptiChamber Diamond

OptiChamber Diamond helps you get your inhaler medicine into your lungs, where it works.

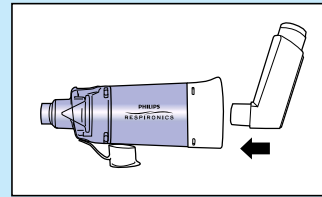
Please follow these instructions carefully, and also read the instructions for use inside the OptiChamber Diamond box.



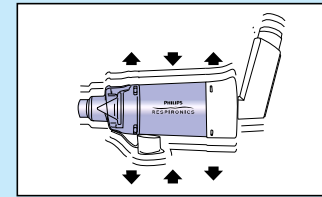
How to use your OptiChamber Diamond antistatic valved holding chamber



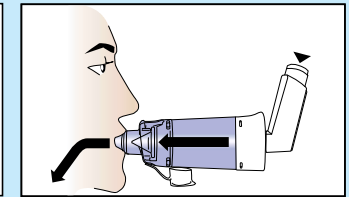
1. Remove the caps from the inhaler and the chamber.



2. Insert the inhaler into the back of the chamber.



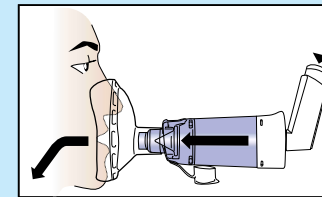
3. Shake the chamber and inhaler according to inhaler instructions.



4. Place lips around mouthpiece, form a tight seal and exhale. Spray one puff of medicine and immediately inhale slowly, taking a full deep breath.*



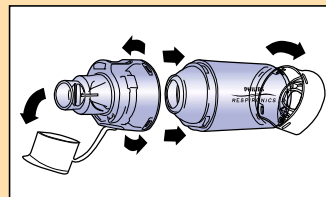
5. Hold your breath for up to 8 seconds, then exhale. If flow alert "whistle" sounds, inhale more slowly.



6. If using a mask, place over nose and mouth. Spray one puff of medicine and maintain seal for 5-6 breaths.*

* If instructed to take more than one puff, wait one minute, then repeat steps 4-6.

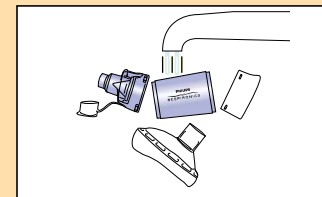
Clean your chamber and mask weekly



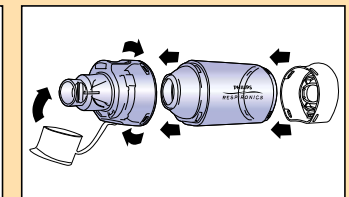
1. Remove cap, rotate mouthpiece to disassemble, remove end cap and mask (if used).



2. Agitate parts for 2 minutes, then soak for 10 minutes in warm soapy water.



3. Rinse parts with warm clean water and air dry.



4. Reassemble the chamber and store in a clean, dry place.