

Ready to start planning your care? Call us at [800-525-2225](tel:800-525-2225) to make an appointment.

×



Memorial Sloan Kettering
Cancer Center

[Make an Appointment](#)

[Back](#)

[Find a Physician](#) [Find a Clinical Trial](#) [Find a Support Group](#) [Find a Cancer Center](#) [Find a Treatment](#)

[Learn About Cancer & Treatment](#)

Antibody & Bioresource

ABOUT US

[Our mission, vision & core values](#)

[Leadership](#)


[History](#)

[Inclusion & belonging](#)

[Annual report](#)

[Give to MSK](#)

FOR THE MEDIA



Frances Weis-Garcia
Director

The Antibody and BioResource (ABR) Core contributes broadly to the basic and translational mission of the Center by focusing on two tools central to rigorous and reproducible biomedical research: antibodies and cell lines. The Core works with researchers to develop custom monoclonal antibodies (mAbs) against targets of interest that work across a diversity of experimental contexts. Obtaining mAbs that meet the researcher's criteria requires a group focused on the unique challenges inherent to quality antibody generation with customized immunization protocols and screening strategies that are either not available commercially or, depending on the vendor, are

available at a better price point through the Core with the help of the CCSG support. The core will continue to meet this need for custom mAb production, a service that is expanding based on increased usage.

In parallel, to promote the use of healthy cell cultures, central to generating reproducible data in both in vitro and in vivo (xenograft) contexts, the ABR Core maintains a carefully controlled and annotated bank of cell line models. The Core provides a convenient and robust mycoplasma testing service. Authenticated cell lines established at MSK and deposited into the Core are available for distribution to researchers and companies around the world, for the benefit of MSK lab investigators and ensuring lines exported externally are of the highest quality, helping others reproduce experiments performed at MSK or facilitating their own research. Relevant information and testing results on curated cell lines are provided to all recipients. These include, but are not limited to, a description and history of the line, references, culture conditions, unique characteristics, STR profiles for authentication purposes of human cell lines, images of the cells, confirmation that no mycoplasma was detectable in the culture, karyotyping, and appropriate flow cytometric analysis.


iLab Page

Antibody & Bioresource Core Facility's iLab Page

[More](#)


[View More \(https://www.mskcc.org/research-advantage/core-facilities/monoclonal-antibody-core-facility/overview\)](https://www.mskcc.org/research-advantage/core-facilities/monoclonal-antibody-core-facility/overview)

People



Members

Frances Weis-Garcia
Director



Brendan Buehler
Research Technician

Open Positions

To learn more about available postdoctoral opportunities, please visit our [Career Center](#)

Get in Touch

✉ skiabcf@mskcc.org


Director Email

☎ [646-888-2354](tel:646-888-2354)


Office Phone

☎ [646-422-0470](tel:646-422-0470)

Office Fax



Louis Mattera
Research Assistant



Anne Mui
Administrative Assistant
Anthony Yasmann
Senior Research Assistant

© 2026 Memorial Sloan Kettering
Cancer Center



Andrea Texcucano-Lazarte
Research Technician